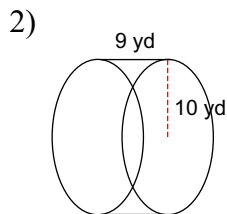
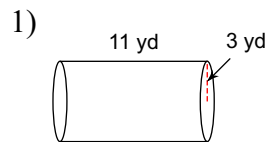
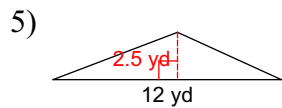
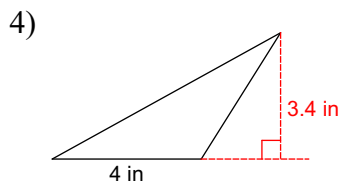
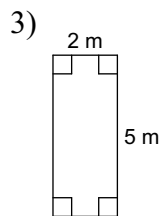


Assignment

Find the surface area of each figure. Round to the nearest tenth.



Find the area of each.



Answers to Assignment (ID: 1)

1) 263.9 yd^2
5) 15 yd^2

2) 1193.8 yd^2

3) 10 m^2

4) 6.8 in^2