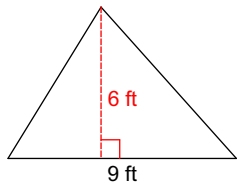


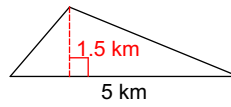
Assignment

Find the area of each.

1)

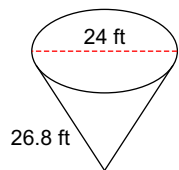


2)

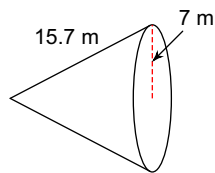


Find the surface area of each figure. Round to the nearest tenth.

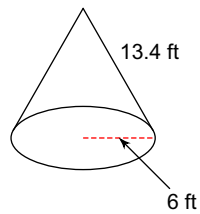
3)



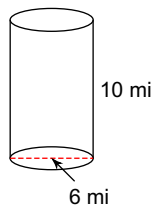
4)



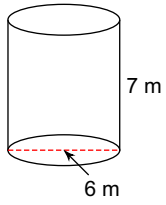
5)



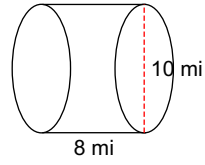
6)



7)

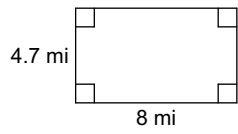


8)

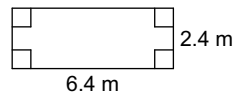


Find the area of each.

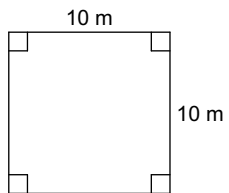
9)



10)



11)



Answers to Assignment (ID: 1)

1) 27 ft^2

5) 365.7 ft^2

9) 37.6 mi^2

2) 3.75 km^2

6) 245 mi^2

10) 15.36 m^2

3) 1462.7 ft^2

7) 188.5 m^2

11) 100 m^2

4) 499.2 m^2

8) 408.4 mi^2